

# RCM-TEQ<sup>2</sup>

## IMPULSE COOLER

G-SERIES

### FEATURES

- **Exterior Dimensions (WDH):** 22" x 16.625" x 39.5"
- **Internal Volume:** 2.3 cu.ft.
- **Footprint:** 2.5 sq.ft.
- **Expand Your Cold Drink Availability, No Longer Are You Restricted by the Availability of Electric Power**
- Unique Refrigeration System Designed for Use in Multiple Operating Environments Where Electricity is Not Available
- Designed to Maintain Ice Cold Beverage Temperatures for 7 Hours or More
- Tested to Meet the Most Stringent Performance Guidelines \*
- Climate-Friendly Natural Refrigerant
- Stimulate Impulse Sales in Any High Traffic Location:
  - Convenience Retail
  - Petroleum
  - Concessions/Stadium
  - Cafeteria
  - Special Events
  - Kiosks
- Heavy Duty Casters for Mobility and Flexibility of Placement at Retail
- Quick-Change Graphic Panels With Optional Two-Sided Printing
- CFC-Free Insulation
- 9' Cord with Cord Management System



\* RCM-TEQ2 will maintain average 35-45°F drink temperature in a 70°F environment for 7 hours without power. Actual performance may vary depending on operating environment.

### CERTIFICATIONS

110-120V/60Hz



- UL471
- NSF/ANSI-7: Beverage Cooler
- ENERGY STAR<sup>®</sup> Qualified



The specifications contained herein are for illustrative marketing purposes only and are not intended to be relied upon in whole or in part. All creative works are the sole property of IDW, Inc. Any reproduction in part or as a whole without written permission from IDW, Inc. is prohibited.

# RCM-TEQ<sup>2</sup>

## IMPULSE COOLER

### TECH SPECS

Refrigerant	R600a
Amps	1.5
Volts/Hz	110-120V/60Hz
Compressor HP	1/8




### DIMENSIONS

Exterior (WDH)	22" x 16.625" x 39.5"
Interior (WDH)	15.75" x 10.375" x 24.5"
Basket (WDH)	15.125" x 9.75" x 24"
Internal Volume	2.3 cu. ft.

### SHIPPING SPECS

Gross Weight	97 lbs
Net Weight	88 lbs
Carton Dims (WDH)	24.25" x 19" x 44"
Units per Pallet	4
Shipping Options (Floor Loaded)	20' ~90 40'HQ ~182 53' ~208

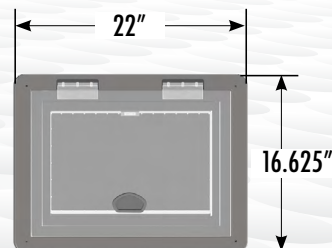
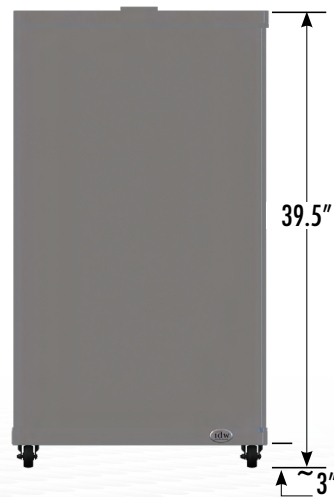
### PACKOUT CAPACITIES

	Total Capacity
	= 78
	= 64
	= 37*

\* 20oz pack-outs may vary depending on package size. Info based on sample.



EXTERIOR DIMENSIONS



The specifications contained herein are for illustrative marketing purposes only and are not intended to be relied upon in whole or in part. All creative works are the sole property of IDW, Inc. Any reproduction in part or as a whole without written permission from IDW, Inc. is prohibited.

📍 8825 Boston Place, Rancho Cucamonga CA 91730 📞 877.307.2665 | Office: 909.447.8254 | Fax: 909.305.8756  
Last Updated: June 19, 2024 2:38 PM

\* For best performance allow 24 hours for initial charge and load with prechilled products.

\*\* RCM-TEQ2 will maintain average 35-45°F drink temperature in a 70°F environment for up to 7 hours without power. Actual performance may vary depending on operating environment.

# RCM-TEQ<sup>2</sup>

## IMPULSE COOLER

**RCM-TEQ2 SHOULD BE PLUGGED IN & OPERATING FOR AT LEAST 12 HRS**

**CORD  
MANAGEMENT  
SYSTEM**

**PLUG IT IN  
TO REPLENISH  
COOLER  
TEMPERATURE**

**UNPLUG THE TEQ &  
ROLL OUT TO ANY HIGH  
TRAFFIC LOCATION  
IN THE STORE**

**STAYS COLD FOR UP TO 7 HRS.  
WITH NO ELECTRIC POWER**



The specifications contained herein are for illustrative marketing purposes only and are not intended to be relied upon in whole or in part. All creative works are the sole property of IDW, Inc. Any reproduction in part or as a whole without written permission from IDW, Inc. is prohibited.

📍 8825 Boston Place, Rancho Cucamonga CA 91730 📞 877.307.2665 | Office: 909.447.8254 | Fax: 909.305.8756