

# G-28 PW

## MICRO-MARKET SERIES

### UPRIGHT COOLER



### SPECIFICATIONS

- **Exterior Dimensions** (WDH): 30" x 29.625" x 78.625"
- **Internal Volume:** 23.6 cu. ft.
- **Footprint:** 6.2 sq. ft.

### FEATURES

-  Dynamic LED lighting in door provides enhanced product illumination while greatly reducing energy consumption
-  Forced air refrigeration system for fast product temperature pull down
-  High density environmentally friendly insulation
-  Climate-friendly natural refrigerant
-  6 Adjustable powder-coated metal shelves
-  Optional side decals for branding awareness
-  Double-paned, low "E", self-closing glass door
-  Standard locking mechanism built-in for security when needed
-  Durable pre-painted, chip resistant, steel cabinet with heavy-duty, NSF approved, interior liner
-  NSF approved interior analog thermometer allows packaged perishable foods to be merchandised safely
-  Adjustable temperature control
-  9' Heavy duty power cord

### CERTIFICATIONS

110-120V/60Hz



- **UL471**
- **NSF/ANSI-7:** Type 2 Display Refrigerator
- **ENERGY STAR®** Qualified

### PRE-WIRED + LOCK

Payment Device Ready! Designed with an integrated health safety lock that monitors the internal cabinet temperature to ensure the safety of perishable foods, and payment device harnessing already prewired to supply power and connectivity.

# idw



## UPRIGHT COOLER

# G-28 PW

### CUSTOM OPTIONS

- Side panel & door graphics
- LED illuminated logo in door
- Reversible door hinge
- Black or white interior & shelves
- Black or silver door frame
- Black or silver metal pull handle




### TECH SPECS

Refrigerant	R290
Amps	2.7
Volts/Hz	110-120V/60Hz
Compressor HP	1/3

### DIMENSIONS

Exterior (WDH)	30" x 29.625" x 78.625"
Interior (WDH)	26.5" x 25.125" x 63.75"
Shelf (WD)	25.875" x 23.25"
Internal Volume	23.6 cu. ft.

### PACKOUT CAPACITIES

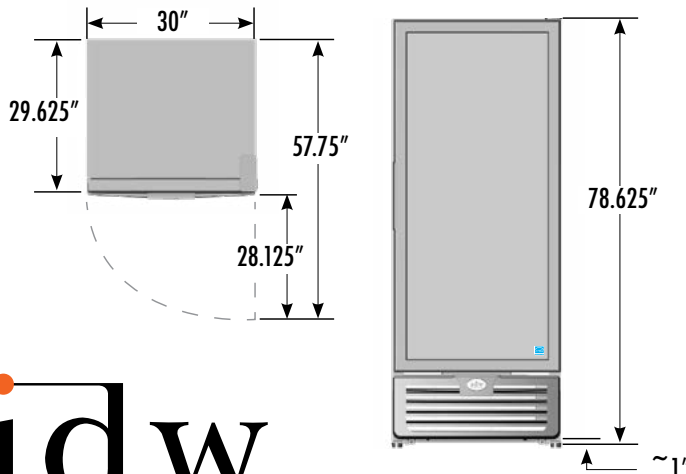
	Facings	Deep	Total Capacity	Total Rows
	9 Shelves	10 x 8	= 800*	10
	Base	10 x 8		
	7 Shelves	10 x 8	= 650	8
	Base	10 x 9		
	6 Shelves	9 x 8	= 432**	6

\* Additional shelves, beyond what is supplied with the cooler, may be required to achieve this maximum pack-out.  
 \*\* 20oz pack-outs may vary depending on package size.

### SHIPPING SPECS

Gross Weight	361.5 lbs
Net Weight	306 lbs
Carton Dims (WDH)	30.75" x 31" x 84.5"
Units per Pallet	1
Shipping Options (Floor Loaded)	20' ~21 40'HQ ~42 53' ~??

### EXTERIOR DIMENSIONS



### INTERIOR DIMENSIONS

