

GCG11-54

UPRIGHT COOLER

G-SERIES

FEATURES

- **Exterior Dimensions (WDH):** 16.25" x 17.375" x 54"
- **Internal Volume:** 3.2 cu.ft.
- **Footprint:** 1.8 sq.ft.
- **Slim Size Footprint With Only 54" in Height. This Cooler Can Be Placed Anywhere!**
- Dynamic LED Lighting In Door Provides Enhanced Product Illumination While Greatly Reducing Energy Consumption
- Forced Air Refrigeration System for Fast Product Temperature Pull Down
- Optional Side Decals for Branding Awareness
- High Density Environmentally Friendly Insulation
- Climate-Friendly Natural Refrigerant
- 4 Fully Adjustable Powder-Coated Metal Shelves
- Double-Paned, Low "E", Self-Closing Glass Door
- Standard Locking Mechanism Built-in for Security When Needed
- Durable Pre-Painted, Chip Resistant, Steel Cabinet
- Heavy-Duty, NSF Approved, Interior Liner
- NSF Approved Interior Analog Thermometer Allows Packaged Perishable Foods to be Merchandised Safely
- Adjustable Temperature Control
- 9' Heavy Duty Power Cord



Available with
High Visibility LED
Illuminated Logo
in Door

CERTIFICATIONS

110-120V/60Hz

- UL471
- NSF/ANSI-7:



Type 2 Display Refrigerator



The specifications contained herein are for illustrative marketing purposes only and are not intended to be relied upon in whole or in part. All creative works are the sole property of IDW, Inc. Any reproduction in part or as a whole without written permission from IDW, Inc. is prohibited.

GCG11-54

UPRIGHT COOLER

TECH SPECS

Refrigerant	R600a
Amps	2.6
Volts/Hz	110-120V/60Hz
Compressor HP	1/7

DIMENSIONS

Exterior (WDH)	16.25" x 17.375" x 54"
Interior (WDH)	12.25" x 11.5" x 39.125"
Shelf (WD)	11" x 8.25"
Internal Volume	3.2 cu.ft.

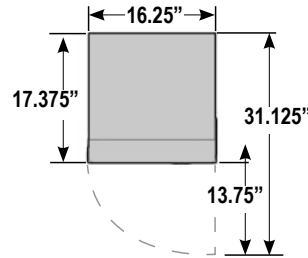


Available with High Visibility LED Illuminated Logo in Door

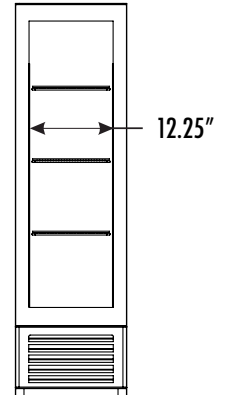
SHIPPING SPECS

Gross Weight	174 lbs
Net Weight	154 lbs
Carton Dims (WDH)	16.75" x 18" x 59.5"
Units per Pallet	1
Shipping Options (Floor Loaded)	20' ~65 40'HQ ~135 53' ~185

EXTERIOR DIMENSIONS



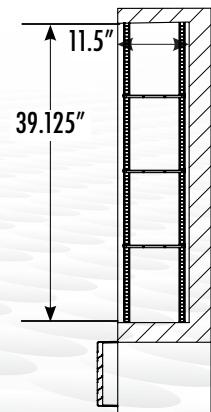
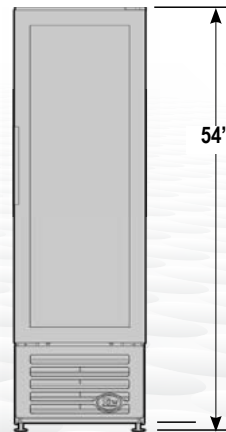
INTERIOR DIMENSIONS



PACKOUT CAPACITIES

	Facings	Deep	Total Capacity	Total Rows
5 Shelves + Base	4	x 3	= 72*	6
4 Shelves + Base	4	x 3	= 60	5
3 Shelves + Base	4	x 3	= 48**	4

* Additional shelves, beyond what is supplied with the cooler, may be required to achieve this maximum pack-out.
 ** 20oz pack-outs may vary depending on package size.



The specifications contained herein are for illustrative marketing purposes only and are not intended to be relied upon in whole or in part. All creative works are the sole property of IDW, Inc. Any reproduction in part or as a whole without written permission from IDW, Inc. is prohibited.

8225 Boston Place, Rancho Cucamonga CA 91730 877.307.2665 | Office: 909.447.8254 | Fax: 909.305.8756

Last Updated: July 12, 2024 2:14 PM