

G-4

COUNTERTOP COOLER

G-SERIES

FEATURES

- **Exterior Dimensions (WDH):** 18.25" x 20.25" x 42"
- **Internal Volume:** 4.22 cu.ft.
- **Footprint:** 2.6 sq.ft.
- Dynamic LED Lighting In Door Provides Enhanced Product Illumination While Greatly Reducing Energy Consumption
- Forced Air Refrigeration System For Fast Product Temperature Pull Down
- Optional Side Decals for Branding Awareness
- High Density Environmentally Friendly Insulation
- Climate-Friendly Natural Refrigerant
- 3 Adjustable Powder-Coated Metal Shelves
- Double-Paned, Low "E", Self-Closing Glass Door
- Standard Locking Mechanism Built-in for Security When Needed
- Durable Pre-Painted, Chip Resistant, Steel Cabinet
- Heavy-Duty, NSF Approved, Interior Liner
- NSF Approved Interior Analog Thermometer Allows Packaged Perishable Foods to be Merchandised Safely
- Adjustable Temperature Control
- 9' Heavy Duty Power Cord



CERTIFICATIONS

110-120V/60Hz



- UL471
- NSF/ANSI-7: Type 2 Display Refrigerator
- ENERGY STAR® Qualified



The specifications contained herein are for illustrative marketing purposes only and are not intended to be relied upon in whole or in part. All creative works are the sole property of IDW, Inc. Any reproduction in part or as a whole without written permission from IDW, Inc. is prohibited.

G-4

COUNTERTOP COOLER

TECH SPECS

Refrigerant	R600a
Amps	.94A
Volts/Hz	110-120V/60Hz
Compressor HP	1/8




DIMENSIONS

Exterior (WDH)	18.25" x 20.25" x 42"
Interior (WDH)	15" x 11.625" x 37.25"
Upper Shelf (WD)	14.25" x 11.25"
Internal Volume	3.48 cu.ft.

SHIPPING SPECS

Gross Weight	114 lbs
Net Weight	106 lbs
Carton Dims (WDH)	20" x 22.5" x 43.75"
Units per Pallet	4
Shipping Options (Floor Loaded)	20' ~88 40'HQ ~184 53' ~208

PACKOUT CAPACITIES

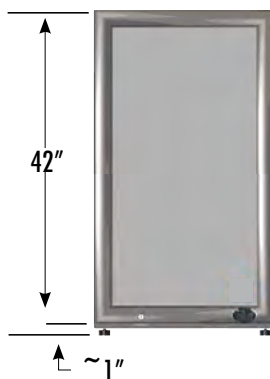
		Facings		Deep	Total Capacity	Total Rows
	4 Shelves	5	x	4	= 95*	5
	Base	5	x	3		
	4 Shelves	5	x	4	= 95*	5
	Base	5	x	3		
	3 Shelves	5	x	4	= 75**	4
	Base	5	x	3		

* Additional shelves, beyond what is supplied with the cooler, may be required to achieve this maximum pack-out.

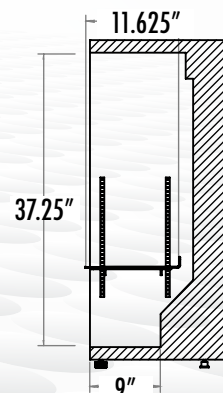
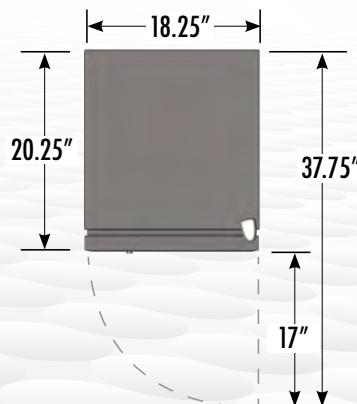
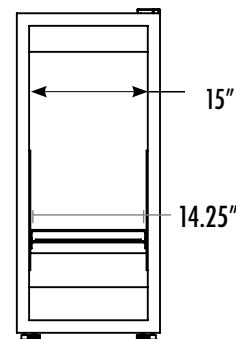
** 20oz pack-outs may vary depending on package size.



EXTERIOR DIMENSIONS



INTERIOR DIMENSIONS



The specifications contained herein are for illustrative marketing purposes only and are not intended to be relied upon in whole or in part. All creative works are the sole property of IDW, Inc. Any reproduction in part or as a whole without written permission from IDW, Inc. is prohibited.

8825 Boston Place, Rancho Cucamonga CA 91730 Toll: 877.307.2665 | Office: 909.447.8254 | Fax: 909.305.8756

Last Updated: October 20, 2021 2:34 PM