

G-11csi

UPRIGHT COOLER

G-SERIES

FEATURES

- **Exterior Dimensions (WDH):** 16" x 17.375" x 74"
- **Internal Volume:** 4.2 cu.ft.
- **Footprint:** 1.8 sq.ft.
- **Uniquely Designed to Provide a Small Footprint With Maximum Pack-Out**
- Dynamic LED Lighting In Door Provides Enhanced Product Illumination While Greatly Reducing Energy Consumption
- Forced Air Refrigeration System for Fast Product Temperature Pull Down
- Optional Side Decals for Branding Awareness
- LED Illuminated Canopy for Highlighting Brand Messaging
- High Density Environmentally Friendly Insulation
- Climate-Friendly Natural Refrigerant
- 5 Fully Adjustable Powder-Coated Metal Shelves
- Double-Paneled, Low "E", Self-Closing Glass Door
- Standard Locking Mechanism Built-in for Security When Needed
- Durable Pre-Painted, Chip Resistant, Steel Cabinet
- Heavy-Duty, NSF Approved, Interior Liner
- NSF Approved Interior Analog Thermometer Allows Packaged Perishable Foods to be Merchandised Safely
- Enhanced Electronic Thermostat
- Heavy-Duty, Impact Resistant Metal Grill
- 9' Heavy Duty Power Cord



CERTIFICATIONS

110-120V/60Hz



- UL471
- NSF/ANSI-7: Type 2 Display Refrigerator



The specifications contained herein are for illustrative marketing purposes only and are not intended to be relied upon in whole or in part. All creative works are the sole property of IDW, Inc. Any reproduction in part or as a whole without written permission from IDW, Inc. is prohibited.

G-11csi

UPRIGHT COOLER

TECH SPECS

Refrigerant	R290
Amps	1.5
Volts/Hz	110-120V/60Hz
Compressor HP	1/5

DIMENSIONS

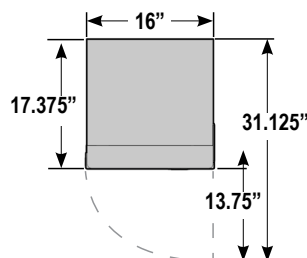
Exterior (WDH)	16" x 17.375" x 74"
Interior (WDH)	12" x 9.5" x 52.75"
Shelf (WD)	11.375" x 9.125"
Internal Volume	4.2 cu.ft.



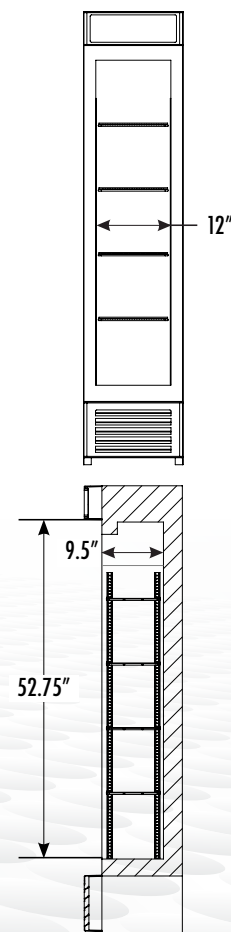
SHIPPING SPECS

Gross Weight	165 lbs
Net Weight	143 lbs
Carton Dims (WDH)	17.125" x 17.375" x 79.875"
Units per Pallet	1
Shipping Options (Floor Loaded)	20' ~65 40'HQ ~130 53' ~175




EXTERIOR DIMENSIONS



INTERIOR DIMENSIONS



PACKOUT CAPACITIES

		Facings		Deep	Total Capacity	Total Rows
	8 Shelves	4	x	3	= 96*	8*
	7 Shelves	4	x	3	= 84*	7*
	5 Shelves	4	x	3	= 60**	5

* Additional shelves, beyond what is supplied with the cooler, may be required to achieve this maximum pack-out.

** 20oz pack-outs may vary depending on package size.



The specifications contained herein are for illustrative marketing purposes only and are not intended to be relied upon in whole or in part. All creative works are the sole property of IDW, Inc. Any reproduction in part or as a whole without written permission from IDW, Inc. is prohibited.

8825 Boston Place, Rancho Cucamonga CA 91730 Toll: 877.307.2665 | Office: 909.447.8254 | Fax: 909.305.8756

Last Updated: October 20, 2021 2:11 PM