

# CC-3

## COUNTERTOP COOLER

## G-SERIES

### FEATURES

- **Exterior Dimensions** (WDH): 19.125" x 22.875" x 37"
- **Internal Volume:** 3.34 ft<sup>3</sup>
- **Footprint:** 2.6 sq. ft.
- Dynamic LED Lighting In Door Provides Enhanced Product Illumination While Greatly Reducing Energy Consumption
- Forced Air Refrigeration System For Fast Product Temperature Pull Down
- LED Illuminated Script Canopy
- High Impact Side Panel Graphics
- High Density Environmentally Friendly Insulation
- Climate-Friendly Natural Refrigerant
- 2 Adjustable Powder-Coated Metal Shelves
- Double-Paned, Low "E", Self-Closing Glass Door
- Durable Pre-Painted, Chip Resistant, Steel Cabinet
- Heavy-Duty, NSF Approved, Interior Liner
- NSF Approved Interior Analog Thermometer Allows Packaged Perishable Foods to be Merchandised Safely
- Adjustable Temperature Control
- 9' Heavy Duty Power Cord



### CERTIFICATIONS

110-120V/60Hz



- CETL & ETL Listed
- NSF/ANSI-7: Type 2 Display Refrigerator
- ENERGY STAR® Qualified



The specifications contained herein are for illustrative marketing purposes only and are not intended to be relied upon in whole or in part. All creative works are the sole property of IDW, Inc. Any reproduction in part or as a whole without written permission from IDW, Inc. is prohibited.

## TECH SPECS

Refrigerant	R600a	R134a
Amps	2.2A	2.2A
Volts/Hz	110-120V/60Hz	110-120V/60Hz
Compressor HP	1/6	1/6





## DIMENSIONS

Exterior (WDH)	19.125" x 22.875" x 37"
Interior (WDH)	15.875" x 14.25" x 23.75"
Upper Shelf (WD)	15" x 13"
Internal Volume	3.34 ft <sup>3</sup>

## SHIPPING SPECS

Gross Weight	117 lbs
Net Weight	107 lbs
Carton Dims (WDH)	21" x 24.625" x 40.125"
Units per Pallet	8
Shipping Options (Floor Loaded)	20' ~74 40'HQ ~152 53' ~208

## PACKOUT CAPACITIES

	Facings	Deep	Total Capacity	Total Rows
 2 Shelves	7	x 6	= 126	3
Base	7	x 6		
 3 Shelves	6	x 5	= 120*	4
Base	6	x 5		
 2 Shelves	6	x 5	= 90	3
Base	6	x 5		
 1 Shelf	5	x 4	= 45**	2
Base	5	x 5		

\* Additional shelves, beyond what is supplied with the cooler, may be required to achieve this maximum pack-out.

\*\* 20oz pack-outs may vary depending on package size.

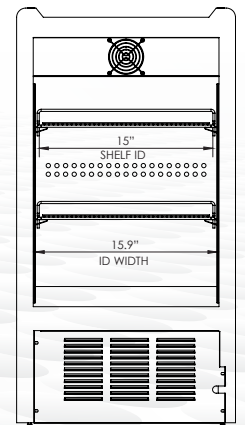
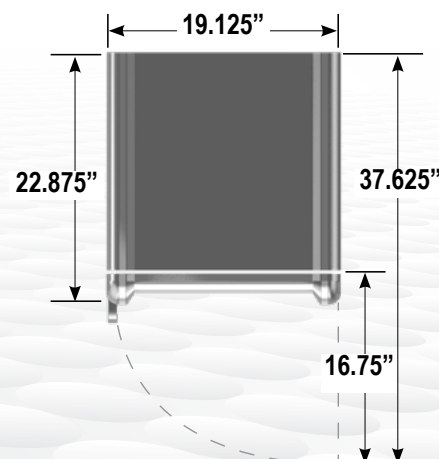
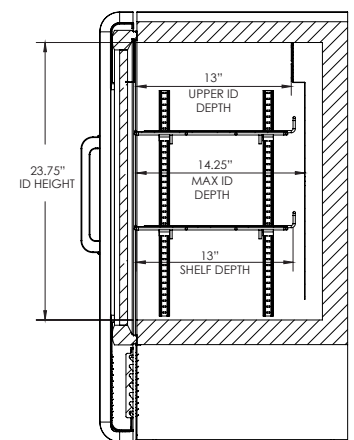
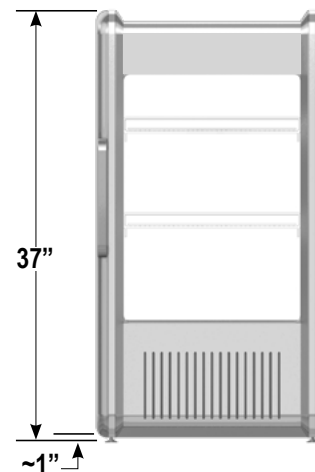
# CC-3

## COUNTERTOP COOLER



EXTERIOR DIMENSIONS

INTERIOR DIMENSIONS



The specifications contained herein are for illustrative marketing purposes only and are not intended to be relied upon in whole or in part. All creative works are the sole property of IDW, Inc. Any reproduction in part or as a whole without written permission from IDW, Inc. is prohibited.

8225 Boston Place, Rancho Cucamonga CA 91730 Toll: 877.307.2665 | Office: 909.447.8254 | Fax: 909.305.8756