

# G-37

## DOUBLE DOOR COOLER

## G-SERIES

### FEATURES

- **Exterior Dimensions (WDH):** 43.375" x 29.75" x 79"
- **Internal Volume:** 34.5 ft<sup>3</sup>
- **Footprint:** 9 sq. ft.
- Dynamic LED Lighting In Door Provides Enhanced Product Illumination While Greatly Reducing Energy Consumption
- Forced Air Refrigeration System For Fast Product Temperature Pull Down
- Optional Side Decals for Branding Awareness
- High Density Environmentally Friendly Insulation
- Climate-Friendly Natural Refrigerant
- 10 Adjustable Powder-Coated Metal Shelves
- Double-Paned, Low "E", Self-Closing Glass Door
- Durable Pre-Painted, Chip Resistant, Steel Cabinet
- Heavy-Duty, NSF Approved, Interior Liner
- NSF Approved Interior Analog Thermometer Allows Packaged Perishable Foods to be Merchandised Safely
- Adjustable Temperature Control
- 9' Heavy Duty Power Cord



### CERTIFICATIONS

110-120V/60Hz



- UL471
- NSF/ANSI-7: Type 2 Display Refrigerator



The specifications contained herein are for illustrative marketing purposes only and are not intended to be relied upon in whole or in part. All creative works are the sole property of IDW, Inc. Any reproduction in part or as a whole without written permission from IDW, Inc. is prohibited.

# G-37

## DOUBLE DOOR COOLER

### TECH SPECS

Refrigerant	R290
Amps	6.9
Volts/Hz	110-120V/60Hz
Compressor HP	1/2




### DIMENSIONS

Exterior (WDH)	43.375" x 29.75" x 79"
Interior (WDH)	39.8125" x 22.375" x 61.5"
Shelf (WD)	19.625" x 23.125"
Internal Volume	34.5 ft <sup>3</sup>

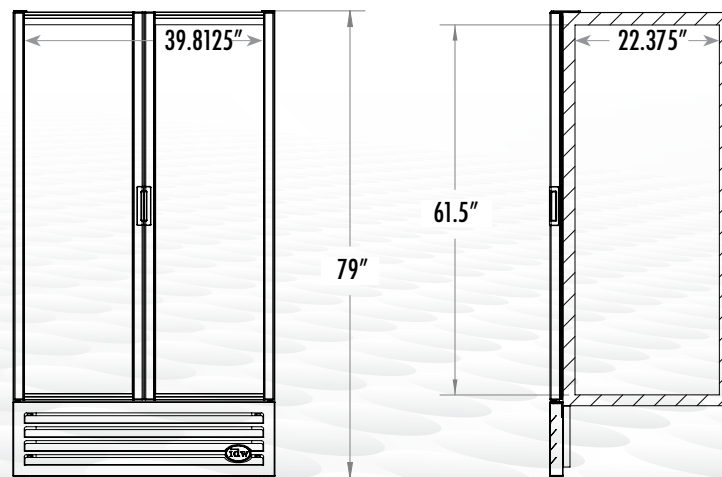
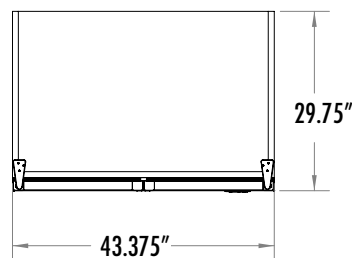
### SHIPPING SPECS

Gross Weight	414 lbs
Net Weight	389 lbs
Carton Dims (WDH)	52.25" x 31.125" x 84"
Units per Pallet	1
Shipping Options (Floor Loaded)	20' ~14 40'HQ ~30 53' ~42

### PACKOUT CAPACITIES

		Facings	Deep	Total Capacity	Total Rows
	16 Shelves	12	x 8	= 894*	9
	Base	14	x 9		
	12 Shelves	14	x 8	= 798*	7
	Base	14	x 9		
	8 Shelves	12	x 8	= 480**	5
	Base	12	x 8		

\* Additional shelves, beyond what is supplied with the cooler, may be required to achieve this maximum pack-out.  
 \*\* 20oz pack-outs may vary depending on package size. Info based on sample.



The specifications contained herein are for illustrative marketing purposes only and are not intended to be relied upon in whole or in part. All creative works are the sole property of IDW, Inc. Any reproduction in part or as a whole without written permission from IDW, Inc. is prohibited.

📍 8825 Boston Place, Rancho Cucamonga CA 91730 ☎ Toll: 877.307.2665 | Office: 909.447.8254 | Fax: 909.305.8756

Last Updated: August 19, 2021 3:56 PM