

G-49c

DOUBLE DOOR COOLER

G-Series Coolers

FEATURES

- Exterior Dimensions: 54.375"W x 29.75"D x 79.5"H
- Internal Volume: 41.41 ft³
- Dynamic LED Lighting In Door Provides Enhanced Product Illumination While Greatly Reducing Energy Consumption
- Forced Air Refrigeration System For Fast Product Temperature Pull Down
- High Impact Side Panel Graphics & LED Illuminated Canopy
- High Density Environmentally Friendly Insulation
- Utilizes Climate-Friendly Natural Refrigerant
- 10 Fully Adjustable Powder-Coated Metal Shelves
- Double-Paneled, Low "E",
- Self-Closing Swing Glass Double Doors
- LED Interior Lighting
- Durable Pre-Painted Steel Cabinet and Heavy Duty Inner Liner
- Adjustable Temperature Control
- 9' Heavy Duty Power Cord

CERTIFICATIONS

110v

- UL471
- NSF/ANSI-7: Type 2 Display Refrigerator



G-49c

DOUBLE DOOR COOLER

G-Series Coolers

TECH SPECS

Refrigerant	R290
Amps	7.2
Volts/Hz	110-120V/60Hz
Compressor HP	1/2

SHIPPING SPECS

Gross Weight	452 lbs
Net Weight	423 lbs
Carton Dims (WDH)	57" x 33" x 84.5"
Units per Pallet	1
Shipping Loads	40'HQ ~ 22

DIMENSIONS




External: 54.375"W x 29.75"D x 79.5"H

Internal: 49.75"W x 25.5"D x 60.625"H

Shelf: 25.375"W x 21.75"D

Internal Volume: 41.41 ft³

PACKOUT CAPACITIES

		Facings	Deep	Total Capacity	Total Rows
	Shelves + Base	16	x 8	= 1152*	8
	Shelves + Base	16	x 8	= 864*	6
	Shelves + Base	16	x 7	= 560**	5

* Additional shelves, beyond what is supplied with the cooler, may be required to achieve this maximum pack-out.
 ** 20oz pack-outs may vary depending on package size.

Info based on sample.

