

# G-5/GS-5

## UPRIGHT COOLER

### G-Series Coolers

## FEATURES

- Exterior Dimensions (WDH): 18.25" x 20.25" x 52.625"
- Internal Volume: 5.30 ft<sup>3</sup>
- Dynamic LED Lighting In Door Provides Enhanced Product Illumination While Greatly Reducing Energy Consumption
- Forced Air Refrigeration System For Fast Product Temperature Pull Down
- High Impact Side Panel Graphics
- High Density Environmentally Friendly Insulation
- Utilizes Climate-Friendly Natural Refrigerant
- 4 Adjustable Powder-Coated Metal Shelves
- Double-Paneled, Low "E", Self-Closing Glass Door
- LED Interior Lighting
- Durable Pre-Painted Steel Cabinet and Heavy Duty Inner Liner
- Adjustable Temperature Control
- 9' Heavy Duty Power Cord

## CERTIFICATIONS

### 110v

- CETL & ETL Listed
- NSF/ANSI-7: Type 2 Display Refrigerator
- ENERGY STAR<sup>®</sup> Qualified



Available with  
High Visibility LED  
Illuminated Logo  
in Door



# G-5/GS-5

## UPRIGHT COOLER

### G-Series Coolers

#### TECH SPECS

Refrigerant	R600a
Amps	1.1
Volts/Hz	110-120V/60Hz
Compressor HP	1/6

#### SHIPPING SPECS

Gross Weight	127 lbs
Net Weight	116 lbs
Carton Dims (WDH)	19.875"x22.625"x54.375"
Units per Pallet	1
Shipping Options:	
Floor Loaded	20' ~ 44
	40'HQ ~ 92
	53' ~ 104

#### DIMENSIONS




Exterior: 18.25"W x 20.25"D x 52.625"H

Interior: 15"W x 12"D x 47.625"H

Shelf: 14.125"W x 11.125"D

Internal Volume: 5.30 ft<sup>3</sup>

#### PACKOUT CAPACITIES

		Facings	Deep	Total Capacity	Total Rows
	6 Shelves	5	x 4	= 135*	7
	Base	5	x 3		
	5 Shelves	5	x 4	= 115*	6
	Base	5	x 3		
	4 Shelves	5	x 4	= 95**	5
	Base	5	x 3		

\* Additional shelves, beyond what is supplied with the cooler, may be required to achieve this maximum pack-out.  
 \*\* 20oz pack-outs may vary depending on package size.



Available with High Visibility LED Illuminated Logo in Door

EXTERIOR DIMENSIONS

INTERIOR DIMENSIONS

