

G-45c

DOUBLE DOOR COOLER

G-Series Coolers

FEATURES

- Exterior Dimensions: 51"W x 29.75"D x 79"H
- Internal Volume: 38.3 ft³
- Dynamic LED Lighting In Door Provides Enhanced Product Illumination While Greatly Reducing Energy Consumption
- Forced Air Refrigeration System For Fast Product Temperature Pull Down
- High Impact Side Panel Graphics & LED Illuminated Canopy
- High Density Environmentally Friendly Insulation
- Utilizes Climate-Friendly Natural Refrigerant
- 10 Fully Adjustable Powder-Coated Metal Shelves
- Double-Paned, Low "E",
- Double Self-Closing Sliding Glass Doors
- LED Interior Lighting
- Durable Pre-Painted Steel Cabinet and Heavy Duty Inner Liner
- Adjustable Temperature Control
- 9' Heavy Duty Power Cord

CERTIFICATIONS

110v

- UL471
- NSF/ANSI-7: Type 2 Display Refrigerator



G-45c

DOUBLE DOOR COOLER

G-Series Coolers

TECH SPECS

Refrigerant	R290
Amps	6.9
Volts/Hz	110-120V/60Hz
Compressor HP	1/2

SHIPPING SPECS

Gross Weight	462 lbs
Net Weight	442 lbs
Carton Dims (WDH)	52.25"x31"x84"
Units per Pallet	1
Shipping Loads	20' ~ 11 40'HQ ~ 24 53' ~ 36

DIMENSIONS




External: 51"W x 29.75"D x 79"H

Internal: 47.5"W x 27.375"D x 54.5"H

Shelf: 23"W x 20.5625"D

Internal Volume: 38.3 ft³

PACKOUT CAPACITIES

	Facings	Deep	Total Capacity	Total Rows
	16 Shelves	16 x 7	= 1040*	9
	Base	16 x 9		
	12 Shelves	16 x 7	= 816*	7
	Base	16 x 9		
	8 Shelves	16 x 7	= 576**	5
	Base	16 x 8		

* Additional shelves, beyond what is supplied with the cooler, may be required to achieve this maximum pack-out.

** 20oz pack-outs may vary depending on package size.

