

G-12f/GCG-12f

UPRIGHT COOLER

G-Series Coolers

FEATURES

- Exterior Dimensions (WDH): 635 x 613 x 1613 mm
- Internal Volume: 328 L
- Dynamic LED Lighting In Door Provides Enhanced Product Illumination While Greatly Reducing Energy Consumption
- Forced Air Refrigeration System For Fast Product Temperature Pull Down
- High Impact Side Panel Graphics
- High Density Environmentally Friendly Insulation
- Utilizes Climate-Friendly Natural Refrigerant
- 4 Fully Adjustable Powder-Coated Metal Shelves
- Low Profile Evaporator Increases Interior Volume Providing Improved Product Pack-outs
- Double-Paneled, Low "E", Self-Closing Glass Door
- LED Interior Lighting
- Durable Pre-Painted Steel Cabinet and Heavy Duty Inner Liner
- Adjustable Temperature Control
- 9' Heavy Duty Power Cord
- Reversible Door Option for G12f Model

CERTIFICATIONS

220v

- CE
- ROHS
- EMC
- CB Scheme



Available with
High Visibility LED
Illuminated Logo
in Door



8825 Boston Place, Rancho Cucamonga CA 91730 | Toll: 877.307.2665 | Office: 909.447.8254 | Fax: 909.305.8756 | www.idw.global

The specifications contained herein are for illustrative marketing purposes only and are not intended to be relied upon in whole or in part. All creative works are the sole property of IDW, Inc. Any reproduction in part or as a whole without written permission from IDW, Inc. is prohibited.



G-12f/GCG-12f

UPRIGHT COOLER

G-Series Coolers

TECH SPECS

Refrigerant	R290
Amps	1.7
Volts/Hz	220-240V/50Hz
Compressor HP	1/3

SHIPPING SPECS

Gross Weight	105.5 kg
Net Weight	87.5 kg
Carton Dims (WDH)	651x654x1749mm
Units per Pallet	1
Shipping Options:	
Pallet Loaded	20' ~ 27 40'HQ ~ 54

DIMENSIONS




Exterior (WDH): 635 x 613 x 1613 mm

Interior (WDH): 543 x 470 x 1273 mm

Shelf (WD): 514 x 429 mm

Internal Volume: 328 L

PACKOUT CAPACITIES

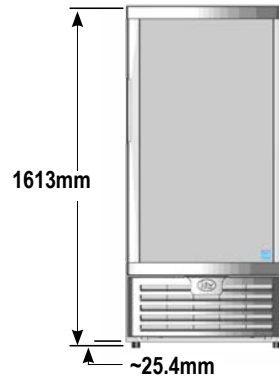
		Facings	Deep	Total Capacity	Total Rows
	7 Shelves + Base	8	x 6	= 384*	8
	5 Shelves + Base	8	x 6	= 288*	6
	4 Shelves	7	x 6	= 203**	5
	Base	7	x 5		

* Additional shelves, beyond what is supplied with the cooler, may be required to achieve this maximum pack-out.



Available with High Visibility LED Illuminated Logo in Door

EXTERIOR DIMENSIONS



INTERIOR DIMENSIONS

