



RECHARGE COLD MERCHANDISER

G-Series Coolers

FEATURES

- Exterior Dimensions: 32.5"W x 19.25"D x 38"H
- Internal Volume: 3.21 ft³
- Expand Your Cold Drink Availability, No Longer Are You Restricted by the Availability of Electric Power
- Unique Refrigeration System Designed for Use in Multiple Operating Environments Where Electricity is Not Available
- Designed to Maintain Ice Cold Beverage Temperatures for 12 Hours or More
- Tested to Meet the Most Stringent Performance Guidelines *
- Utilizes Climate-Friendly Natural Refrigerant
- Stimulate Impulse Sales in Any High Traffic Location:
 - Convenience Retail
 - Petroleum
 - Concessions/Stadium
 - Cafeteria
 - Special Events
 - Kiosks
- Heavy Duty Casters for Mobility and Flexibility of Placement at Retail
- Quick-Change Two Sided Graphic Panels
- CFC-Free Insulation
- 9' Cord with Cord Management System

CERTIFICATIONS

110v

- CETL & ETL Listed
- NSF/ANSI-7: Type 2 Display Refrigerator
- ENERGY STAR® Qualified



* RCM G60 will maintain average 35-40°F drink temperature in a 90°F environment for 12 hours without power. Actual performance may vary depending on operating environment.



Covered by one or more claims of U.S. Patent
Nos. 8,215,125 and 9,038,412



8825 Boston Place, Rancho Cucamonga CA 91730 | Toll: 877.307.2665 | Office: 909.447.8254 | Fax: 909.305.8756 | www.idw.global

The specifications contained herein are for illustrative marketing purposes only and are not intended to be relied upon in whole or in part. All creative works are the sole property of IDW, Inc. Any reproduction in part or as a whole without written permission from IDW, Inc. is prohibited.

TECH SPECS

Refrigerant	R600a
Amps	1.2
Volts/Hz	110-120V/60Hz
Compressor HP	120W

SHIPPING SPECS

Gross Weight	154.5 lbs
Net Weight	143.5 lbs
Carton Dims (WDH).....	34.5"x21.5"x39.5"
Units per Pallet	1
Shipping Options:	
Floor Loaded	20' ~ 26
40'HQ ~	110
53' ~	150




EXTERIOR DIMENSIONS

Exterior: 32.5"W x 19.25"D x 38"H inches

Basket: 7"W x 9.125"D x 19.25"H inches

Internal Volume: 3.21 ft³

PACKOUT CAPACITIES

		Per Basket	Total Capacity
	3 Baskets	24	= 72
	3 Baskets	24	= 72
	3 Baskets	14-17	= 42-51**

** 20oz pack-outs may vary depending on package size.

Info based on sample



RECHARGE COLD MERCHANDISER

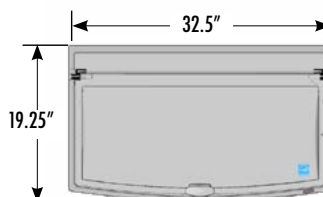
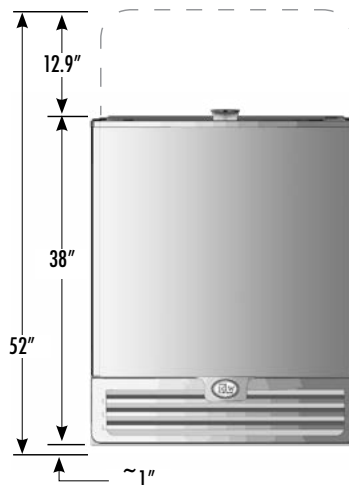
G-Series Coolers



Covered by one or more claims of U.S. Patent
Nos. 8,215,125 and 9,038,412

EXTERIOR DIMENSIONS

INTERIOR DIMENSIONS



8825 Boston Place, Rancho Cucamonga CA 91730 | Toll: 877.307.2665 | Office: 909.447.8254 | Fax: 909.305.8756 | www.idw.global

The specifications contained herein are for illustrative marketing purposes only and are not intended to be relied upon in whole or in part. All creative works are the sole property of IDW, Inc. Any reproduction in part or as a whole without written permission from IDW, Inc. is prohibited.

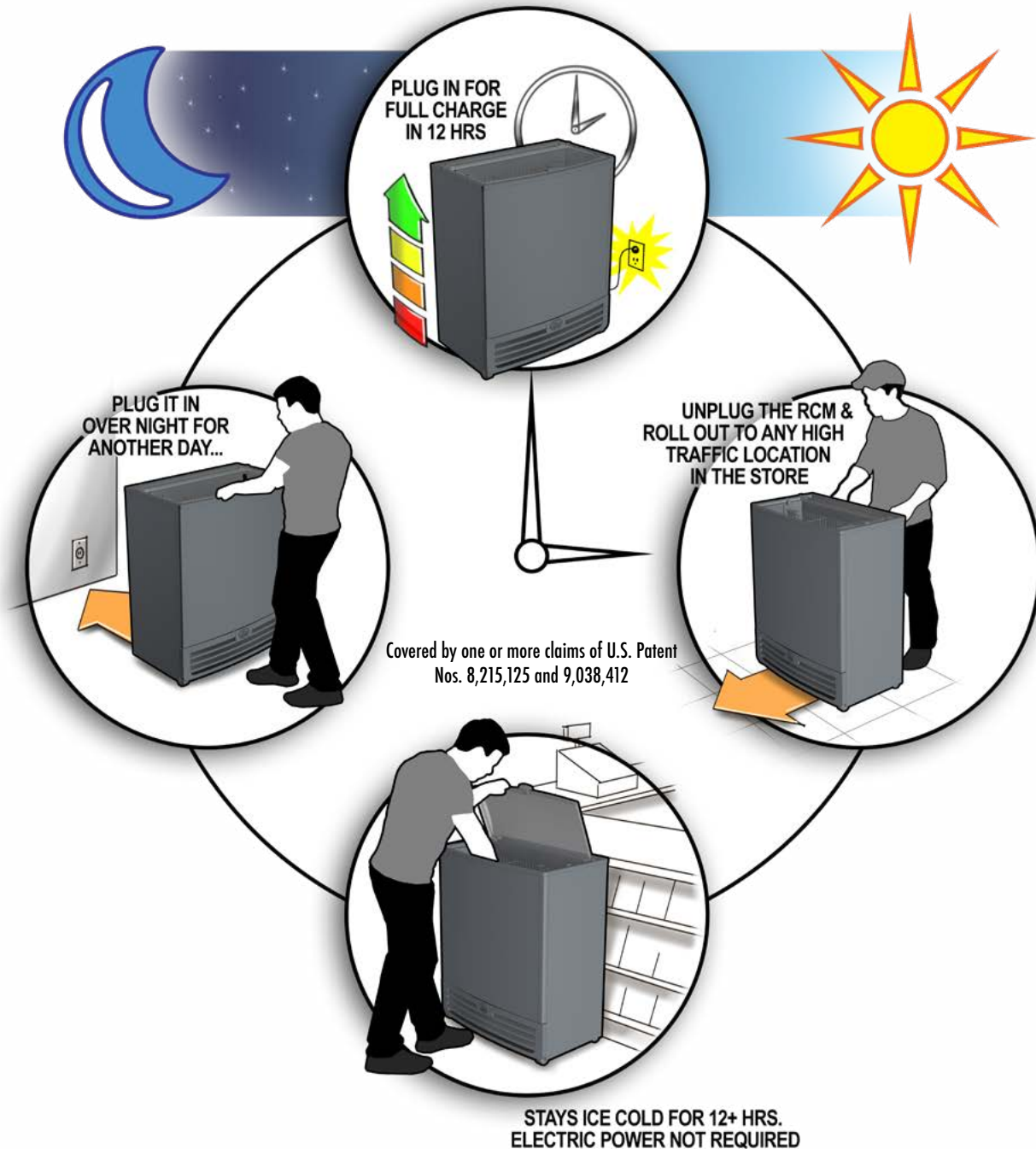
* For best performance allow 24 hours for initial charge and load with prechilled products.

** RCM will maintain average 35-40°F drink temperature in a 90°F environment for 12 hours without power. Actual performance may vary depending on operating environment.



RECHARGE COLD MERCHANDISER

G-Series Coolers



8825 Boston Place, Rancho Cucamonga CA 91730 | Toll: 877.307.2665 | Office: 909.447.8254 | Fax: 909.305.8756 | www.idw.global

The specifications contained herein are for illustrative marketing purposes only and are not intended to be relied upon in whole or in part. All creative works are the sole property of IDW, Inc. Any reproduction in part or as a whole without written permission from IDW, Inc. is prohibited.



RECHARGE COLD MERCHANDISER

G-Series Coolers

INSTALLATION AND OPERATION

1. Connect the empty RCM G60 to a Power Source for 12+ hours.
2. After the empty cooler has been operating for an initial period of 12 hours, the unit can then be loaded with products*.
3. The cooler can then be unplugged and rolled to any high traffic retail location for up to 12 hours. After 12 hours the unit must be plugged in again for an additional 12 hours. (The Re-Charge cycle)

It is important to understand that the Re-Charge Cold Merchandiser (RCM G60) is designed to operate differently than typical beverage coolers. Typical coolers circulate the cold the air inside the cabinet to chill the beverages. The RCM G60 does not follow this principle. The RCM G60 freezes liquid filled coolant packs within the interior walls of the cabinet. It is important that these coolant packs are completely frozen to ensure that the beverages will be kept at a cold temperature for the maximum amount of time while the unit is unplugged and moved to the desired location. The initial time required to freeze these coolant packs can be between 12 and 24 hours depending on the operating environment.

**For best results, on initial set-up we recommend the RCM G60 is allowed 24 hours to completely freeze the coolant packs. Following this initial 24 hour "charge" the subsequent "recharge" time will be much less. By following this extended initial freezing period, you will be ensuring that consumers are receiving the coldest possible beverage for the best possible extended time while the RCM G60 is unplugged.*



Covered by one or more claims of U.S. Patent
Nos. 8,215,125 and 9,038,412



8825 Boston Place, Rancho Cucamonga CA 91730 | Toll: 877.307.2665 | Office: 909.447.8254 | Fax: 909.305.8756 | www.idw.global

The specifications contained herein are for illustrative marketing purposes only and are not intended to be relied upon in whole or in part. All creative works are the sole property of IDW, Inc. Any reproduction in part or as a whole without written permission from IDW, Inc. is prohibited.