

# G-6c/GCG-6c

## COUNTERTOP COOLER

### G-Series Coolers

## FEATURES

- Exterior Dimensions (WDH): 22.125" x 21.125" x 36.125"
- Internal Volume: 3.71 ft<sup>3</sup>
- Dynamic LED Lighting In Door Provides Enhanced Product Illumination While Greatly Reducing Energy Consumption
- Forced Air Refrigeration System For Fast Product Temperature Pull Down
- High Impact Side Panel Graphics
- High Density Environmentally Friendly Insulation
- Utilizes Climate-Friendly Natural Refrigerant
- 2 Adjustable Powder-Coated Metal Shelves
- Double-Paneled, Low "E", Self-Closing Glass Door
- LED Interior Lighting
- Durable Pre-Painted Steel Cabinet and Heavy Duty Inner Liner
- Adjustable Temperature Control
- 9' Heavy Duty Power Cord



Available with  
High Visibility LED  
Illuminated Logo  
in Door

## CERTIFICATIONS

### 110v

- CETL & ETL Listed
- NSF/ANSI-7: Type 2 Display Refrigerator
- ENERGY STAR<sup>®</sup> Qualified



# G-6c/GCG-6c

## COUNTERTOP COOLER

### G-Series Coolers

#### TECH SPECS

Refrigerant	R600a
Amps	2.8
Volts/Hz	110-120V/60Hz
Compressor HP	1/6

#### SHIPPING SPECS

Gross Weight	117 lbs
Net Weight	104 lbs
Carton Dims (WDH)	25.5"x23"x38.25"
Units per Pallet	8
Shipping Options:	
Floor Loaded	20' ~ 72
	40'HQ ~ 152
	53' ~ 208

#### DIMENSIONS

Exterior: 22.125"W x 21.125"D x 36.125"H




Interior: 18.68"W x 14.13"D x 23.25"H

Upper Shelf: 17.68"W x 8.27"D

Lower Shelf: 17.68"W x 11.95"D

Internal Volume: 3.71 ft<sup>3</sup>

#### PACKOUT CAPACITIES

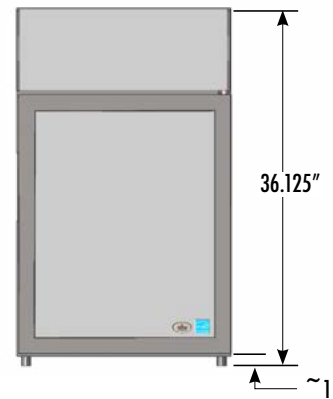
		Facings	Deep	Total Capacity	Total Rows
	Top Shelf	7	x 3	= 77	3
	1 Shelf + Base	7	x 4		
	Top Shelf	7	x 3	= 77	3
	1 Shelf + Base	7	x 4		
	1 Shelf + Base	6	x 4	= 48**	2

\*\* 20oz pack-outs may vary depending on package size.



Available with High Visibility LED Illuminated Logo in Door

#### EXTERIOR DIMENSIONS



#### INTERIOR DIMENSIONS

