

G-12f/GCG-12f

UPRIGHT COOLER

G-Series Coolers

FEATURES

- Exterior Dimensions (WDH): 25" x 24.125" x 63.5"
- Internal Volume: 11.6 ft³
- Dynamic LED Lighting In Door Provides Enhanced Product Illumination While Greatly Reducing Energy Consumption
- Forced Air Refrigeration System For Fast Product Temperature Pull Down
- High Impact Side Panel Graphics
- High Density Environmentally Friendly Insulation
- Utilizes Climate-Friendly Natural Refrigerant
- 4 Fully Adjustable Powder-Coated Metal Shelves
- Low Profile Evaporator Increases Interior Volume Providing Improved Product Pack-outs
- Double-Paned, Low "E", Self-Closing Glass Door
- LED Interior Lighting
- Durable Pre-Painted Steel Cabinet and Heavy Duty Inner Liner
- Adjustable Temperature Control
- 9' Heavy Duty Power Cord
- Reversible Door Option for G12f Model

CERTIFICATIONS

110v

- UL471
- NSF-7, Type 2 Display Refrigerator
- ENERGY STAR[®] Qualified



Available with
High Visibility LED
Illuminated Logo
in Door



G-12f/GCG-12f

UPRIGHT COOLER

G-Series Coolers

TECH SPECS

Refrigerant	R290
Amps	2.7
Volts/Hz	110-120V/60Hz
Compressor HP	1/5

SHIPPING SPECS

Gross Weight	226 lbs
Net Weight	193 lbs
Carton Dims (WDH)	25.625"x25.75"x68.875"
Units per Pallet	1
Shipping Options:	
Floor Loaded	20' ~ 27 40'HQ ~ 54 53' ~ 72

DIMENSIONS




Exterior: 25"W x 24.125"D x 63.5"H

Interior: 21.375"W x 18.5"D x 50.125"H

Shelf: 20.25"W x 16.875"D

Internal Volume: 11.6 ft³

PACKOUT CAPACITIES

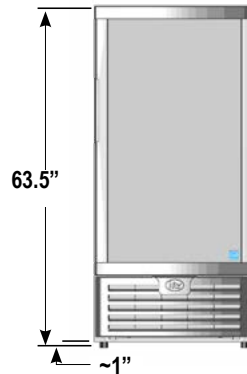
	Facings	Deep	Total Capacity	Total Rows
 7 Shelves + Base	8	x 6	= 384*	8
 5 Shelves + Base	8	x 6	= 288*	6
 4 Shelves	7	x 6	= 203**	5
Base	7	x 5		

* Additional shelves, beyond what is supplied with the cooler, may be required to achieve this maximum pack-out.
** 20oz pack-outs may vary depending on package size.



Available with High Visibility LED Illuminated Logo in Door

EXTERIOR DIMENSIONS



INTERIOR DIMENSIONS

