

CC-3

CLASSIC COUNTERTOP COOLER

FEATURES

- Exterior Dimensions (WDH): 19.125" x 22.875" x 37"
- Internal Volume: 3.34 ft³
- Dynamic LED Lighting In Door Provides Enhanced Product Illumination While Greatly Reducing Energy Consumption
- Forced Air Refrigeration System For Fast Product Temperature Pull Down
- LED Illuminated Script Canopy
- High Impact Side Panel Graphics
- High Density Environmentally Friendly Insulation
- Utilizes Climate-Friendly Natural Refrigerant
- 2 Adjustable Powder-Coated Metal Shelves
- Double-paned, Low "E", Self-Closing Glass Door
- LED Interior Lighting
- Adjustable Temperature Control
- 9' Heavy Duty Power Cord

CERTIFICATIONS

110v

- CETL & ETL Listed
- NSF-7, Type 2 Display Refrigerator
- ENERGY STAR[®] Qualified



TECH SPECS

Refrigerant	R600a	R134a
Amps	2.2A	2.2A
Volts/Hz	110-120V/60Hz	110-120V/60Hz
Compressor HP	1/6	1/6

SHIPPING SPECS

Gross Weight	117 lbs
Net Weight	107 lbsg
Carton Dims (WDH)	21"x24.625"x40.125"
Units per Pallet	8
Shipping Options:	
Floor Loaded	20' ~ 74
	40'HQ ~ 152
	53' ~ 208

DIMENSIONS





Exterior: 19.125"W x 22.875"D x 37"H

Interior: 15.875"W x 14.25"D x 23.75"H

Shelf: 15"W x 13"D

Internal Volume: 3.34 ft³

PACKOUT CAPACITIES

	Facings	Deep	Total Capacity	Total Rows
	2 Shelves	7 x 6	= 126	3
	Base	7 x 6		
	3 Shelves	6 x 5	= 120*	4
	Base	6 x 5		
	2 Shelves	6 x 5	= 90	3
	Base	6 x 5		
	1 Shelf	5 x 4	= 45**	2
	Base	5 x 5		

* Additional shelves, beyond what is supplied with the cooler, may be required to achieve this maximum pack-out.
 ** 20oz pack-outs may vary depending on package size.

CC-3

CLASSIC COUNTERTOP COOLER



EXTERIOR DIMENSIONS

INTERIOR DIMENSIONS

